



**DAVIS** 

## **SONIC-ANEMO-DZP**

**Ultrasonic wind vane-anemometer compatible with Davis Equipments**

### **Technical specifications**

01/12/2017 rev1.0

#### **LCJ Capteurs**

ZA Le Chêne Ferré  
44120 VERTOU (France)

Tel : 02 40 05 08 55

<http://www.lcjscapteurs.com>  
[contacts@lcjscapteurs.com](mailto:contacts@lcjscapteurs.com)

Copyright © LCJ Capteurs. All right reserved

No part of this manual can be copied in any form and by any means without prior written consent of LCJ Capteurs.

The products manufactured by LCJ Capteurs are constantly developed. Therefore, the content of this manual can be amended without notice.

This manual does not create any legal bond between LCJ CAPTEURS and the customer of final user and LCJ CAPTEURS does not take any responsibility for any damage and/or injury resulting from the use of the product described in this manual.

Logos and images of Davis Instruments Corp. are used with their kind permission. Davis is a trade mark of Davis Instruments Corp. / [www.davisnet.com](http://www.davisnet.com)

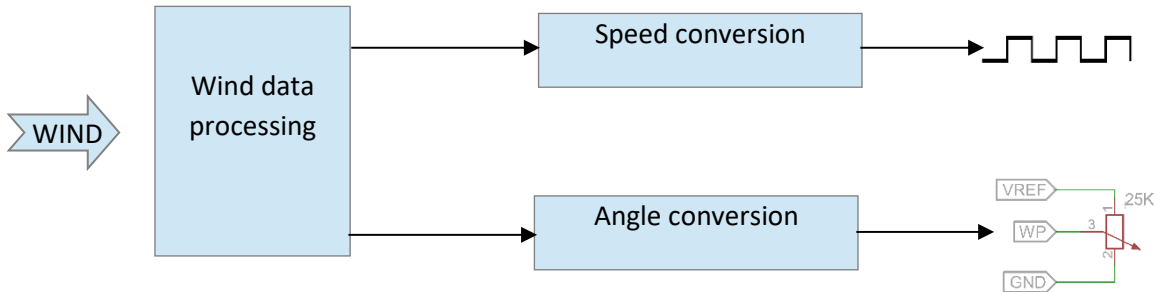
## Content

I.	Technical specifications .....	1
1.	Synoptic : .....	1
2.	Overview:.....	1
3.	Anemometer specifications.....	1
a)	Wind speed.....	1
b)	Wind angle.....	1
4.	Electrical specifications.....	1
a)	Autonomy – consumption of the sensor:.....	1
b)	RJ11 connector connection .....	2
c)	Anemometer :.....	2
d)	Wind vane :.....	2
5.	Mechanical specifications.....	2
II.	Declaration of conformity .....	3

## I. Technical specifications

An anemometer and wind vane are included in this ultrasonic wind sensor. Wind speed and angle are provided in the form of analog signals. The characteristics of the sensor have been verified in the wind tunnel.

### 1. Synoptic :



### 2. Overview:

Output characteristics :

Anemometer : open drain.

Wind vane : digital potentiometer.

Data update : 1 Hz (for higher frequency, choose the SONIC-ANEMO-DVC model)

Supplying : battery LiFePo4 3,2 V – 600 mAH, 20 g.

Cable : 4 conductors, 26 AWG, connector RJ-11, length 12 m.

### 3. Anemometer specifications

#### a) Wind speed

Range : 0,25 à 40 m/s

Resolution : 0,05 m/s

Accuracy : 0,12 m/s

#### b) Wind angle

Range : 0 à 360 degree

Resolution : 1 degree

Accuracy :  $\pm 1,5$  degree

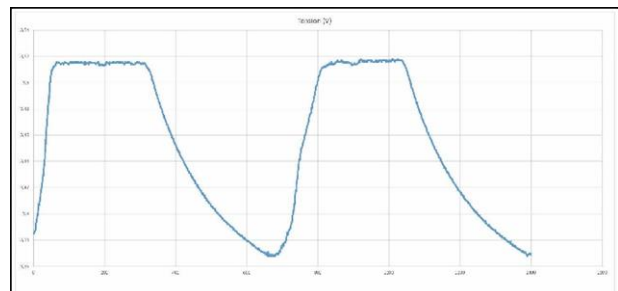
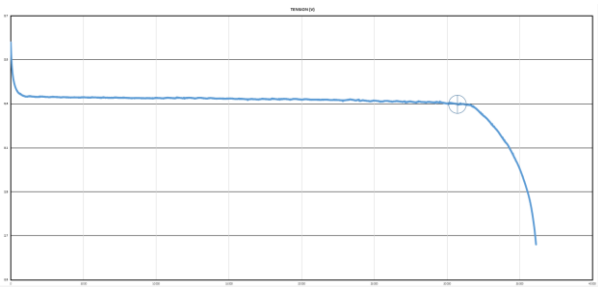
### 4. Electrical specifications

#### a) Autonomy – consumption of the sensor:


Battery with full charge: 23 days without sun.

Consumption: 8,6 mA/day.

Charge-discharge cycle (day-night) :



## b) RJ11 connector connection

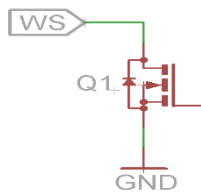


Wires arrangement:

- 1- white wire : potentiometer supply (VREF)
- 2- brown wire : wind speed (WP)
- 3- green wire : ground (GND)
- 4- yellow wire : anemometer (WS)

## c) Anemometer :

The output signal WS is an open drain. Max current : 170 mA. Max voltage : 100 V



The generated signal is a symmetrical square wave of frequency proportional to the wind speed. For a signal at frequency F, we have a speed:

$$V_{mph} = 2,25 F \text{ in mile/hour.}$$

$$V_{kt} = 1,95 F \text{ in knots.}$$

$$V_{km/h} = 3,62 F \text{ in Km/h.}$$

$$V_{m/s} = 1,006 F \text{ in m/s.}$$

16 bits resolution.

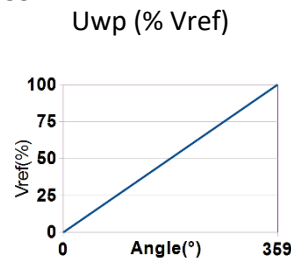
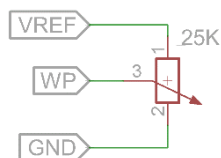
## d) Wind vane :

The sensor converts the wind angle to a potentiometer. The angular values to be converted range from 0 ° to 359 ° (0 ° being equal to 360 °) without dead band.

The potentiometer used is a 9-bit digital potentiometer.

The maximum allowable current is 1.3 mA and the maximum voltage Vref max is 5.5 V.

For a voltage Uwp, we have an angle:  $\text{Angle} = U_{wp} / V_{ref} \cdot 359$



## 5. Mechanical specifications

Conditions of use: -15 ° C (excluding frost) at + 55 ° C.

Materials: aluminium, high performance thermoplastics.

Dimensions :

Sensor : Ø 65 mm ; high : 47 mm.

Battery case: Ø 43 mm ; hauteur : 86 mm.

Weight : 160 g

## II. Declaration of conformity

**LCJ Capteurs certifies that the following product:**

SONIC-ANEMO-DZP, Ultrasonic wind-vane-anemometer

complies with the provisions of the following directives:


1. Electromagnetic Compatibility: 2004/108 / CE
2. Low voltage: 2006/95 / CE

This declaration of conformity is based on the product's compliance with the following harmonised standards:

1. Electromagnetic Compatibility: EN 61326-1: 2006
2. Safety: EN 61010-1: 2001

Date of issue: 14/10/2016

Signed by:



Christophe MICHEL

Title: CEO